



# IoT Solutions in the Consumer Sector

**Frank Nijsten**

Digital Innovation Manager

March 22<sup>th</sup> 2017

[Frank.nijsten@philips.com](mailto:Frank.nijsten@philips.com) +31643977797

**PHILIPS**



**Our goal is to improve the lives of 3 billion people a year by 2025.**

**We will be the best place to work for people who share our passion.**

**Together, we will deliver superior value for our customers and shareholders**









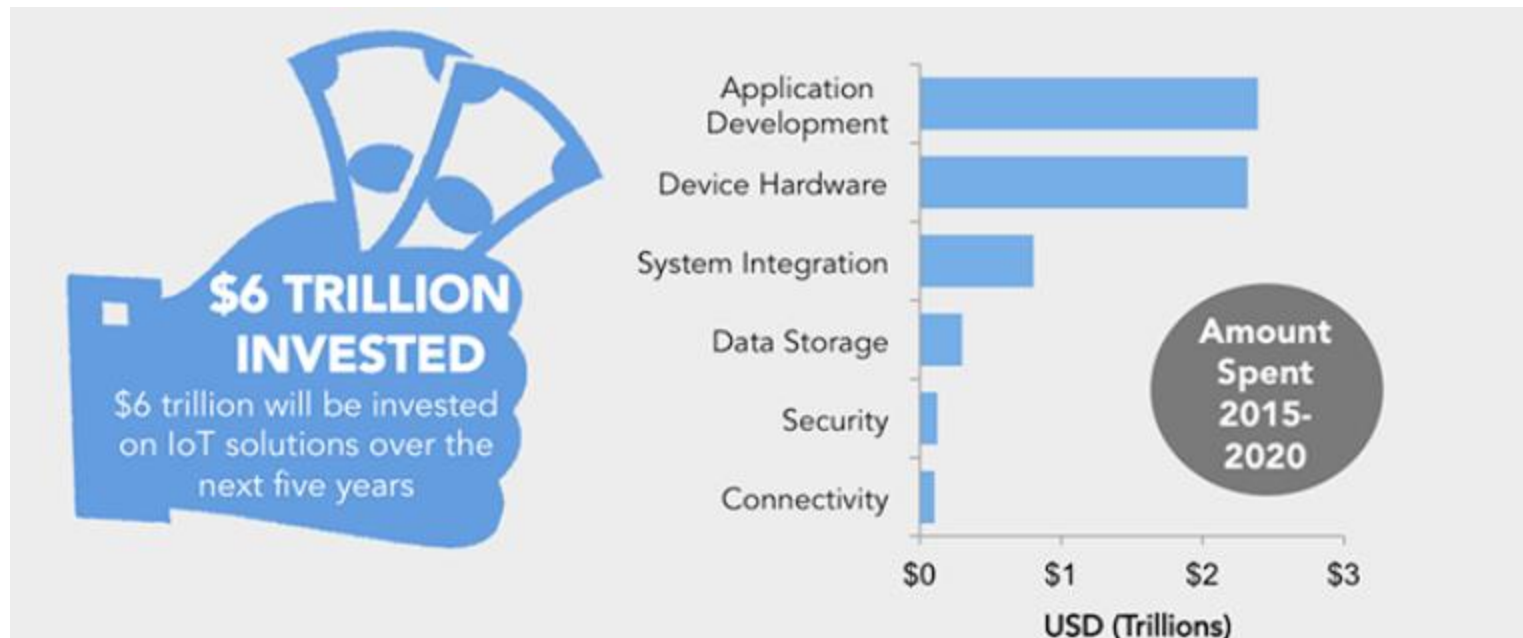


Philips Allura Clarity

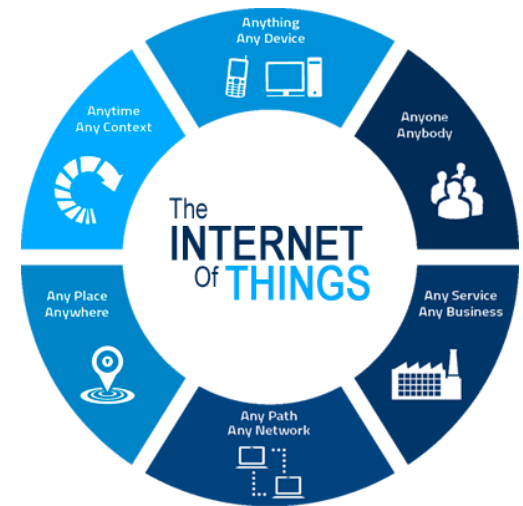
# What Drives Digital Innovation?

Businesses will be the top adopter of IoT solutions.

1. lowering operating costs;
2. increasing productivity; an
3. expanding to new markets or developing new product offerings



# What Drives Digital Innovation?



An estimated 25 billion connected “things” will be in use by 2020.

Source: [Gartner Newsroom](#)

Wearable technology vendors shipped 78.1 million wearable devices in 2015, an increase of 171.6% from 2014.

Shipment predictions for this year are 111 million, increasing to 215 million in 2019.

Source: [IDC Worldwide Quarterly Wearable Device Tracker](#)

By 2020, each person is likely to have an average of 5.1 connected devices.

Source: [Frost and Sullivan Power Management in IoT and Connected Devices](#)

By 2018, six billion things will have the ability to request support.

Source: [Gartner Predicts 2016: CRM Customer Service and Support](#)

# Philips Connected Toothbrush Sonicare





# Philips Connected Air Purifier





# Philips Hue Led Lights



# SmartPro Active Connected





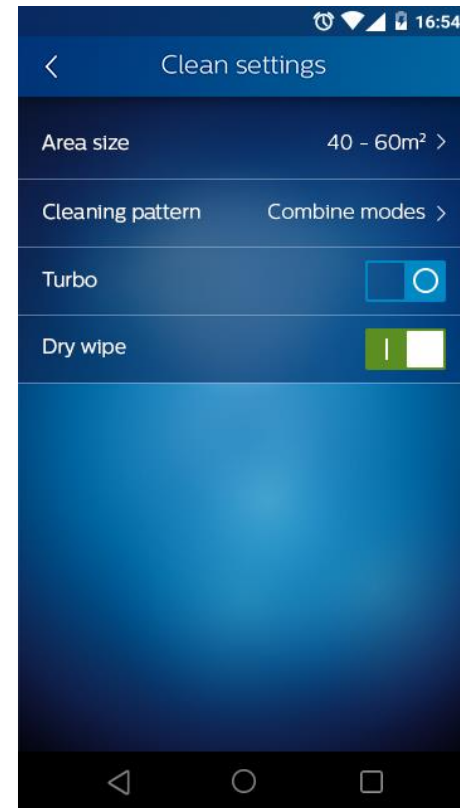
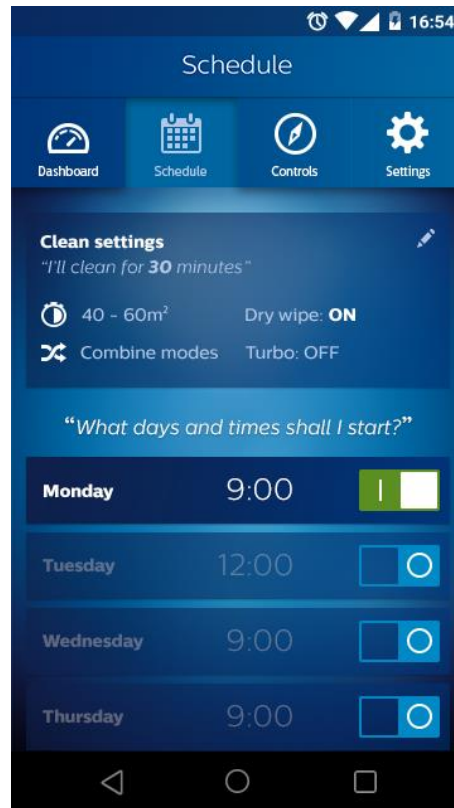
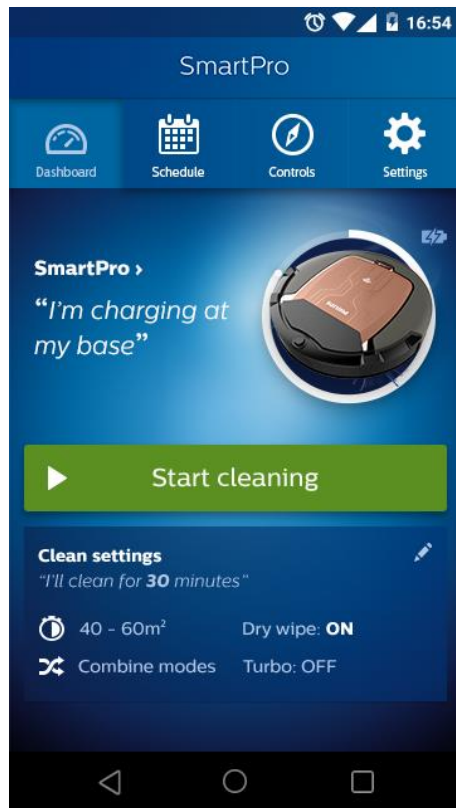
# Main benefits New SmartPro Active APP



Reassured on  
results

In control at  
any time

Tailored to fit  
your needs

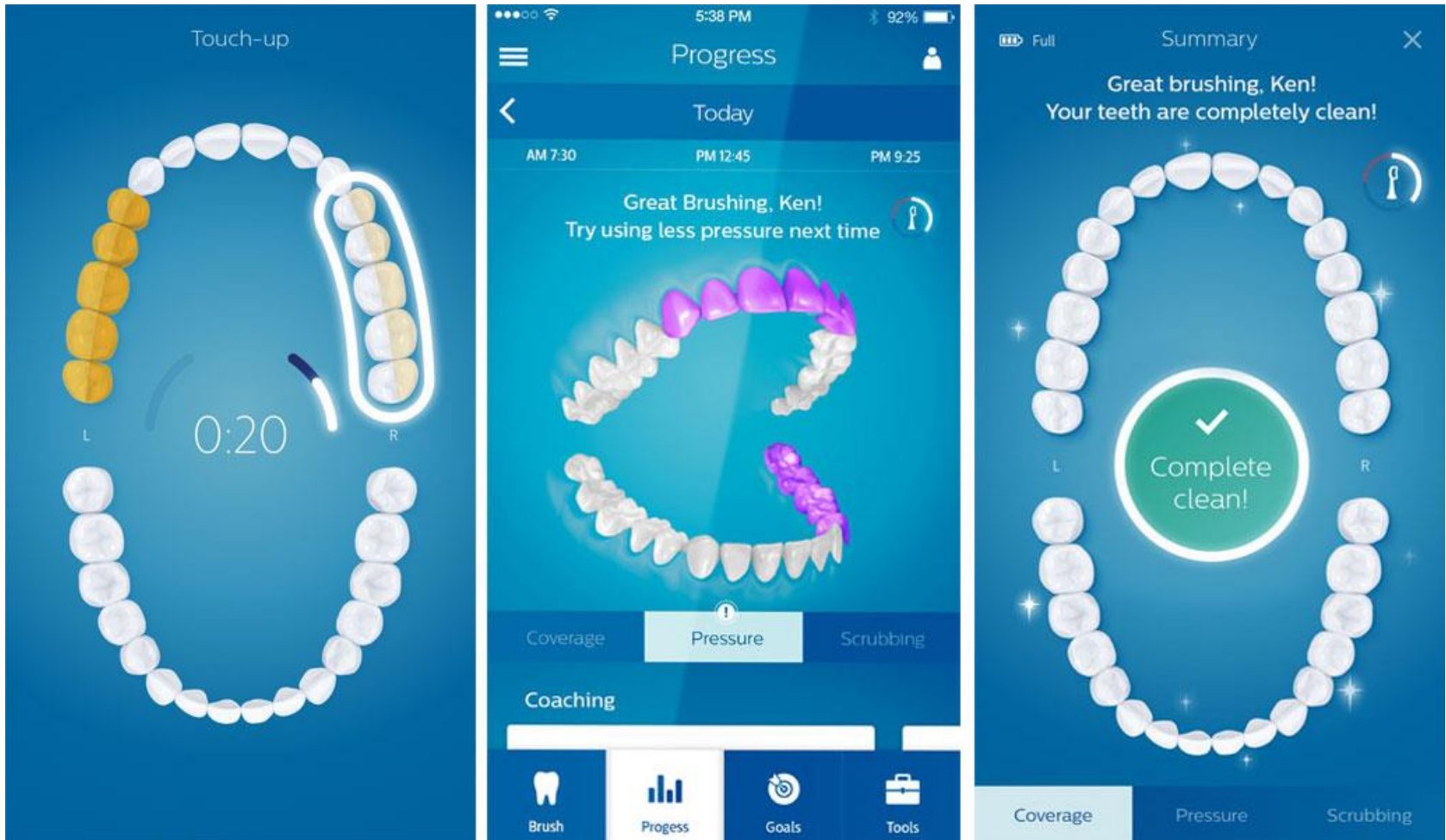








# Philips Connected Toothbrush Sonicare





# What Drives Digital Innovation?

## Market Drivers



- Expand Internet Connectivity
- High Mobile Adoption
- Low Cost Sensors
- Large IoT Investments

## Market Barriers



- Security Concerns
- Privacy Concerns
- Implementation Problems
- Technological Fragmentation

ANDROID PLATFORM VERSION	API LEVEL	CUMULATIVE DISTRIBUTION
2.3 Gingerbread	10	
4.0 Ice Cream Sandwich	15	97.4%
4.1 Jelly Bean	16	95.2%
4.2 Jelly Bean	17	87.4%
4.3 Jelly Bean	18	76.9%
4.4 KitKat	19	73.9%
5.0 Lollipop	21	40.5%
5.1 Lollipop	22	24.1%
6.0 Marshmallow	23	4.7%

# Lollipop

## User Interface

Material design support  
 Concurrent documents and activities in the recents screen  
 WebView updates  
 Screen capturing and sharing

## Notifications

Lock screen notifications  
 Notifications metadata

## Graphics

Support for OpenGL ES 3.1  
 Android Extension Pack

## Media

Camera API for advanced camera capabilities  
 Audio playback  
 Media playback control  
 Media browsing

## Storage

Directory selection

## Wireless & Connectivity

Multiple network connections  
 Bluetooth Low Energy  
 NFC enhancements

## Battery – Project Volta

Scheduling jobs  
 Developer tools for battery usage

## Android in the Workplace and in Education

Managed provisioning  
 Device owner  
 Screen pinning

## Printing Framework

Render PDF as bitmap

## System

App usage statistics

## Testing & Accessibility

Testing and accessibility improvements

## IME

Easier switching between input languages

## Manifest Declarations

Declarable required features  
 User permissions

<https://developer.android.com/about/versions/android-5.0.html>

