



## Press-release

3 October 2024

### **The automobile market grew by 58% in January-September 2024 and by 33% in September 2024\*.**

According to the AEB Automobile Manufacturers' Committee, total sales of new passenger cars and light commercial vehicles in September 2024 amounted to **151 491** units.

According to PPK, sales of new cars in September amounted to 154 741 units, which is **32,9%** more than in September 2023.

Sales for the first 9 months of 2024 exceeded sales for the same period in 2023 by **57,6%** and amounted to more than 1.2 million vehicles.

Chairman of the Automobile Manufacturers Committee, Alexey Kalitsev comments:

"As the Committee expected, sales of new cars and light commercial vehicles kept on growing in September. As forecasted, this is largely due to the expectation of price increases amid changes in disposal fee rates and an increase in the key rate. A record August was followed by a very successful September, which results significantly exceeded last year's figures.

However, despite the success, overall sales in the third quarter did not go beyond the sales volume in the second quarter of this year. This may indicate that we are approaching a limitation of the market's growth potential due to a decrease in purchasing power and the satisfaction of deferred demand from consumers. Most likely, the positive dynamics will continue in the coming months, but will not be as rapid.

The results of 9 months demonstrate that, with a high degree of probability, by the end of 2024 the market will achieve higher figures than the Committee forecasted earlier.

To ensure further market development, government support for demand and local production will be required."

#### Note:

\* According to information provided by PPC JSC, on sales of new vehicles based on data on their transfer to owners ([analytics@passport-ic.ru](mailto:analytics@passport-ic.ru)).

**This release does not publish standard formats of tables by brand of passenger cars, as they are being updated and will be published in future releases.**

#### Contact:

**Olga Zueva**, AEB Automobile Manufacturers Committee Coordinator, [olga.zueva@aebrus.ru](mailto:olga.zueva@aebrus.ru), tel. +7 (495) 234 27 64 (123)

**Yuliya Sheglova**, Project Manager for market researches and statistics, [yuliya.sheglova@aebrus.ru](mailto:yuliya.sheglova@aebrus.ru), tel. +7 (495) 234 27 64

**Elena Demicheva**, Communications Manager\Press Secretary, [elena.demicheva@aebrus.ru](mailto:elena.demicheva@aebrus.ru), tel. +7-965-216-43-62

**PPC JSC**: [analytics@passport-ic.ru](mailto:analytics@passport-ic.ru), тел. +7 (499) 757 71 76

---

#### Attachments:

1. 10 best sold models of LCV cars in Russia for June 2024/2023 and January-September 2024/2023
2. The structure of the market for new car/LCV in Russia in January-September 2024/2023



## TOP BEST SOLD MODELS OF LCV IN RUSSIA FOR JUNE 2024/2023 AND JANUARY - SEPTEMBER 2024/2023

Data submitted by the AEB Automobile Manufacturers Committee; retail sales of imported and locally produced vehicles.

Note: The ranking is based on monthly results

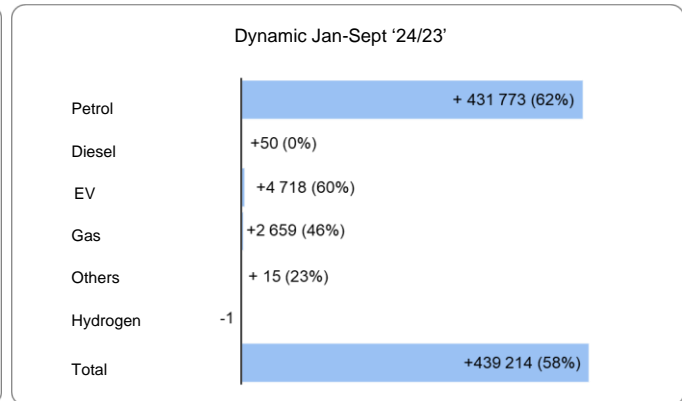
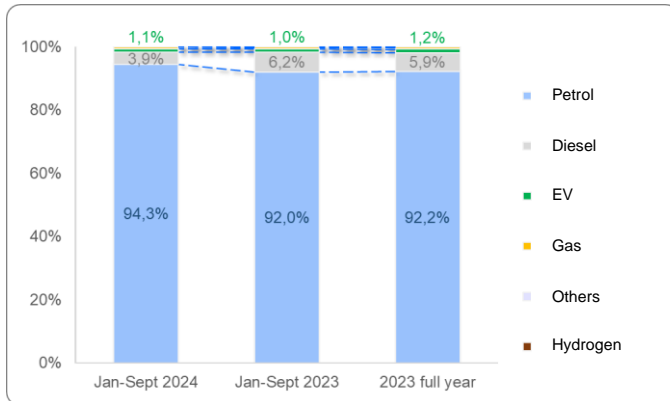
The rating of brands is based on the data of the AEB Automobile Manufacturers Committee.

#	MODEL	BRAND	September		
			2024	2023	YoY
1	Gazelle	GAZ LCV	4 815	4 402	413
2	Sobol	GAZ LCV	1 355	997	358
3	Classic Commercial	UAZ	1 172	1 609	-437
4	Atlant	Sollers	797	925	-128
5	Largus VU	Lada	658	0	658
6	Profi	UAZ	486	532	-46
7	Granta VU	Lada	470	419	51
8	Argo	Sollers	181	146	35
9	4x4 VU	Lada	43	41	2
10	Transit	Ford LCV	2	13	-11

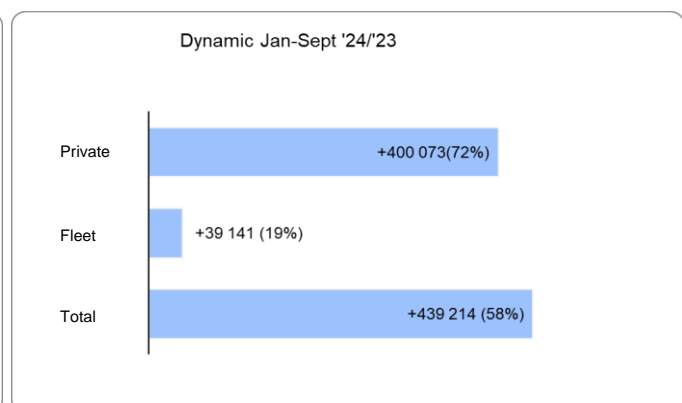
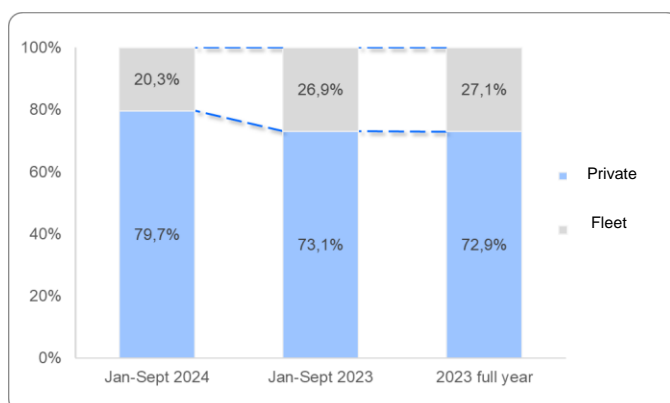
#	MODEL	BRAND	January - September		
			2024	2023	YoY
1	Gazelle	GAZ LCV	31 900	30 211	1 689
2	Classic Commercial	UAZ	10 570	10 481	89
3	Sobol	GAZ LCV	9 440	7 354	2 086
4	Atlant	Sollers	6 013	4 269	1 744
5	Profi	UAZ	3 877	3 651	226
6	Granta VU	Lada	4 192	2 570	1 622
7	Argo	Sollers	1 560	609	951
8	Largus VU	Lada	1 431	65	1 366
9	4x4 VU	Lada	393	222	171
10	Transit	Ford LCV	113	781	-668

## MARKET STRUCTURE OF NEW CARS AND LIGHT COMMERCIAL VEHICLES IN RUSSIA JANUARY - SEPTEMBER 2024/2023 (according to information provided by PPC JSC, on sales of new vehicles based on data on their transfer to owners)

### By engine type



### By type of client



### Market structure

