



Press-release

3 July 2024

The automobile market grew by 49,6% in June 2024 and by 74,5% in the first half of 2024*.

According to the AEB Automobile Manufacturers' Committee, total sales of new passenger cars and light commercial vehicles in the first half of 2024 amounted to **703 765** units excluding alternative supply channels and about **754 627** units including them. These figures are confirmed by new car sales data from PPK – **747 829** units.

According to PPK, sales of new cars in June amounted to 130 715 units, **49,6%** more than in June 2023.

Chairman of the Automobile Manufacturers Committee, Alexey Kalitsev comments:

"The main trend of the first half of 2024 was the rapid growth of the new car sales market, which exceeded the forecast values of the beginning of the year. In January, the AEB forecasted the market size of 1.3 million sold cars in 2024.

The Government's efforts aimed at reducing the volume of parallel imports and increasing the localization of car production, as well as regulating imports through the EAEU countries, at a certain point contributed to a slowdown in growth, however, did not change the trend.

The main source of the market growth continues to be the import of new cars. However, due to the ongoing and planned launch of production, in the future the share of imports will decrease, as we already observed in the past, during the period of active localization of foreign manufacturers. It is also worth noting that, in general, the volume of cars imported through alternative sources is practically not growing. And its share dropped to 18% in the first half of the year.

On the demand side, while remains at a fairly high level, despite quite wide offers, there is no increase in traffic in dealer centers. One of the reasons for this is the high cost of loans due to the Central Bank's continuing high key rate.

Taking into account various economic, regulatory, political factors and, assuming that sanctions and other pressure will remain at the same level until the end of the year, the Automobile Manufacturers Committee updates its forecast for 2024 at the level of 1.45 million sold new cars."

Note:

* According to information provided by PPC JSC, on sales of new vehicles based on data on their transfer to owners (analytics@passport-ic.ru).

This release does not publish standard formats of tables by brand of passenger cars, as they are being updated and will be published in future releases.

Contact:

Olga Zueva, AEB Automobile Manufacturers Committee Coordinator, olga.zueva@aebrus.ru, tel. +7 (495) 234 27 64 (123)

Yuliya Sheglova, Project Manager for market researches and statistics, yuliya.sheglova@aebrus.ru, tel. +7 (495) 234 27 64

Elena Demicheva, Communications Manager\Press Secretary, elena.demicheva@aebrus.ru, tel. +7-965-216-43-62

PPC JSC: analytics@passport-ic.ru, тел. +7 (499) 757 71 76

Attachments:

1. 10 best sold models of LCV cars in Russia for June 2024/2023 and January-June 2024/2023
2. The structure of the market for new car/LCV in Russia in January-June 2024/2023



TOP BEST SOLD MODELS OF LCV IN RUSSIA FOR JUNE 2024/2023 AND JANUARY - JUNE 2024/2023

Data submitted by the AEB Automobile Manufacturers Committee; retail sales of imported and locally produced vehicles.

Note: The ranking is based on monthly results

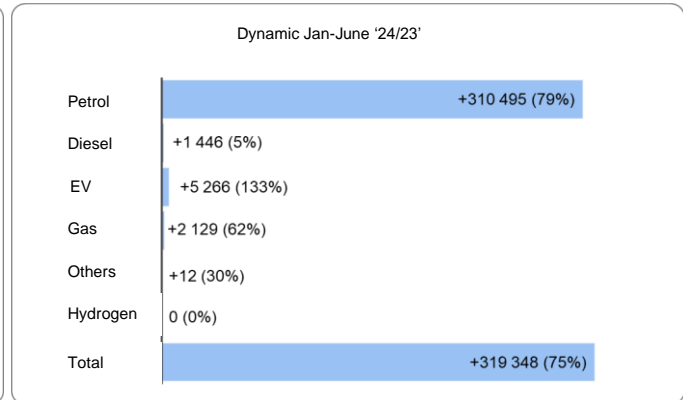
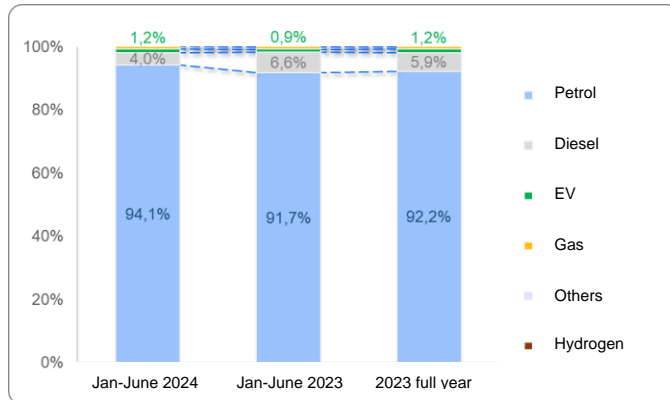
The rating of brands is based on the data of the AEB Automobile Manufacturers Committee.

#	MODEL	BRAND	June		
			2024	2023	YoY
1	Gazelle	GAZ LCV	3618	3923	-305
2	Classic Commercial	UAZ	1228	1211	17
3	Sobol	GAZ LCV	1009	693	316
4	Atlant	Sollers	793	472	321
5	Profi	UAZ	508	502	6
6	Granta VU	Lada	452	292	160
7	Argo	Sollers	161	76	85
8	4x4 VU	Lada	61	23	38
9	Largus VU	Lada	30	3	27
10	Transit	Ford LCV	14	23	-9

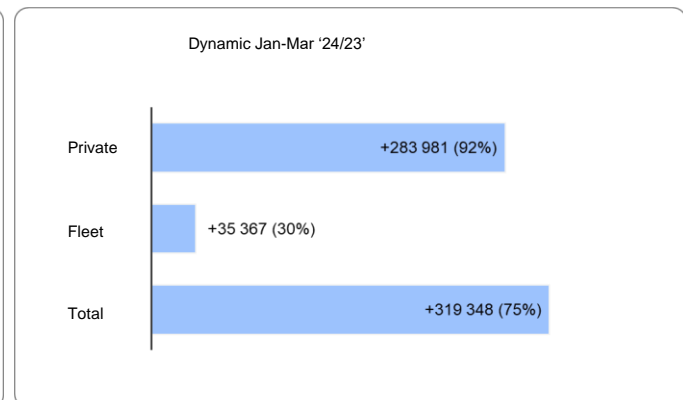
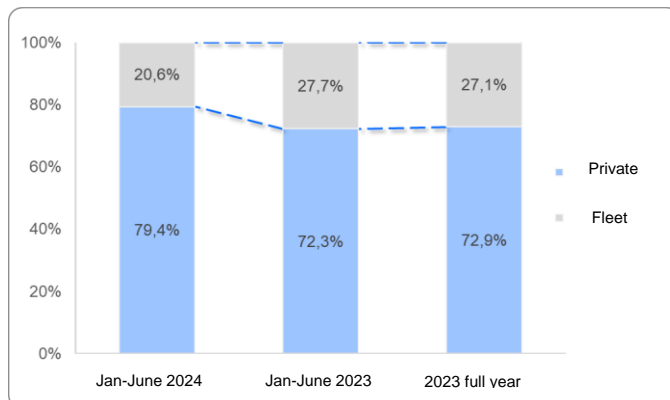
#	MODEL	BRAND	January - June		
			2024	2023	YoY
1	Gazelle	GAZ LCV	19845	17703	2 142
2	Classic Commercial	UAZ	6680	5378	1 302
3	Sobol	GAZ LCV	5976	4401	1 575
4	Atlant	Sollers	3555	2094	1 461
5	Granta VU	Lada	2732	1507	1 225
6	Profi	UAZ	2481	2095	386
7	Argo	Sollers	938	230	708
8	4x4 VU	Lada	256	98	158
9	Transit	Ford LCV	104	755	-651
10	Largus VU	Lada	30	65	-35

MARKET STRUCTURE OF NEW CARS AND LIGHT COMMERCIAL VEHICLES IN RUSSIA JANUARY - JUNE 2024/2023 (according to information provided by PPC JSC, on sales of new vehicles based on data on their transfer to owners)

By engine type



By type of client



Market structure

